

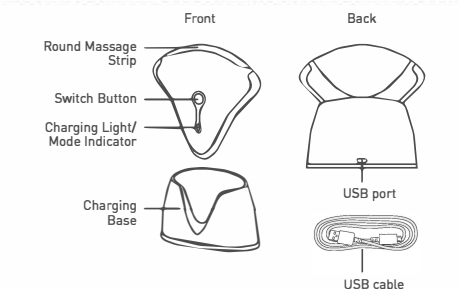
# L&L SKIN

## MIO

- 2 -

### \*Important Reminder:

1. Please charge to saturation before use.
2. Please recharge the device if it's not used for a long time (about 3 months).



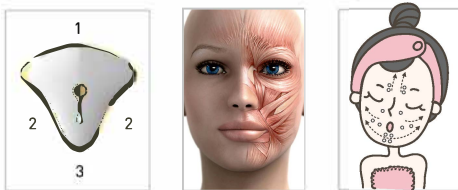
<b>Name</b>	V- shaped Microcurrent Lifting Massager MIO 2 for cosmetic use at home
<b>Dimensions</b>	102x94x24 mm
<b>Weight</b>	130 grams
<b>Battery</b>	One Li-Ion battery (included)
<b>Battery capacity</b>	600 mAh
<b>Charging time</b>	3 hours
<b>Waterproof</b>	IPX5 dust and waterproof, can be washed under water
<b>Package List</b>	Electric Scraping Massager, Charging Base, USB Cable, User Manual, Gift Box

## Please charge the device before use

It takes 3 hours to full charge the device.  
You can use the massager for 10 hours in blue mode or 30 min in red mode when fully charged.  
The red-light blinking indicates low battery – please place the device into base for charging

## How to use the MIO2 Massager?

For the best result move the massager following your face muscles location (as shown on the picture).



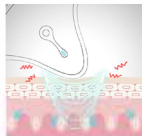
The **surface #1** of the device (as shown on the picture) is intended for Gua Sha massage. Gua Sha is very popular in China and Japan – it allows you to improve blood circulation and release discomfort. You can use it for any part of your body.

The **surface #2** is good for muscles around your cheeks, forehead and neck area.  
The **surface #3** is intended for muscles around your eyes, chin and lips.

1. Ensure that your skin is clean, and you don't have any make up on.
2. Apply proper cream, lotion, serum for your type of skin.
3. Press on/off button for 1 second to switch on the massager.
4. Briefly press the on/off button to switch between heated and soothing mode to achieve needed effect.

- **Soothing mode (blue light flash indication):** cools and soothes your skin with a low vibration –142 Hertz

- **Heated mode (red light flash indication):** helps to rejuvenate your skin with higher vibration –200 Hertz and 45° C/ 113° F heat



5. The shapes of the device provide micro-currents and are smoothly – curved to enable easy application at any part of your face and body. Feel free to use any of the three device surfaces, choosing the one that better fits you.
6. After the use, switch off the device by pressing the button for 1 second, wipe out with a paper towel or wash it and dry in a well-ventilated place.

## FAQ

For how long should I use the device every day to see the result?

We recommend using the device for 5-10 min every day after morning and evening washing. The best result you will see in 60 days of everyday use.

Can I apply a cream or serum on the skin before the procedure?

Yes, it is recommended to use cosmetic solution which fits your type of skin. It is also preferable to use the massager after moisturizing, collagen or vitamin masks – the device helps nutrients to get deeper into the skin.

Can I use the device every day?

Yes, the vibration intensity and temperature adjustment of this device are intelligently designed by professional team. It is suggested to use multi times a day.

The product suddenly stopped working or doesn't switch on. What should I do?

- Check if the device was properly charged. Always recharge it before use if it was not in use for a long time.
- Check if the charging base connected to USB cable and the cable plugged into electricity source.
- The red-light blinking indicates low battery – please place the device into base for charging.
- Try to switch off and on the device once again, pressing the off/on button for one second.

## Disclaimer

Not a medical device, should not be used to treat any specific diseases. Avoid using the device in case of any kind of skin pathology or disease, skin damage, wounds or scratches. In case if you feel any discomfort while using the massager you should stop using it immediately. Don't use the massager while charging

## L&L SKIN

Product Name: MIO2  
Brand owner: L&L SKIN TECH CO.,LTD  
Address: 3F Kabutocho Daiichi Heiwa Building  
5-1 Nihonbashi Kabuto-cho, Chuo-ku, 103-026, Tokyo, Japan

www.ltskinshop.eu



Designed by L&L SKIN in JAPAN.  
Assembled in China.